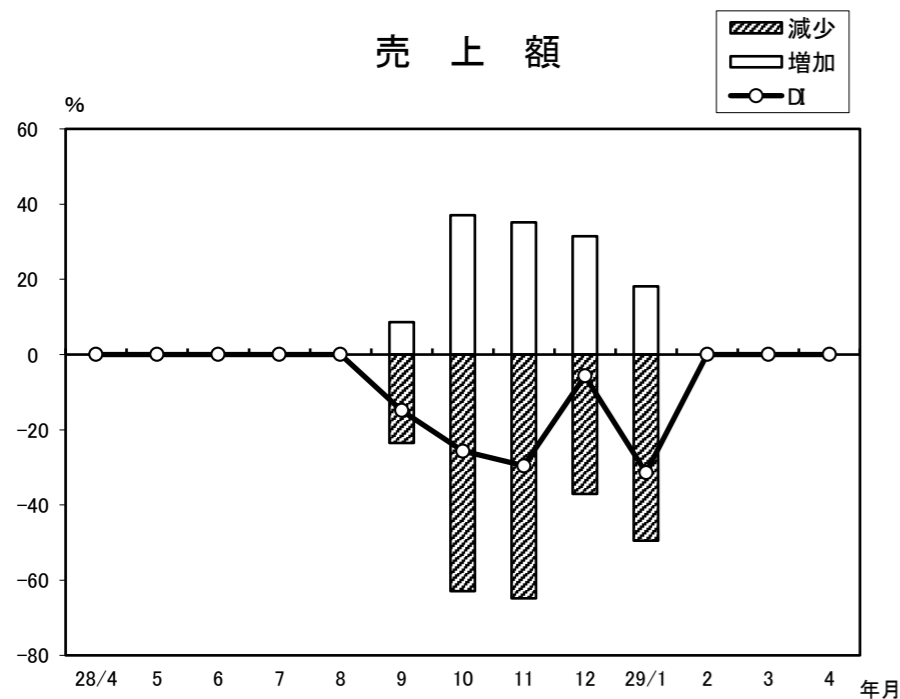
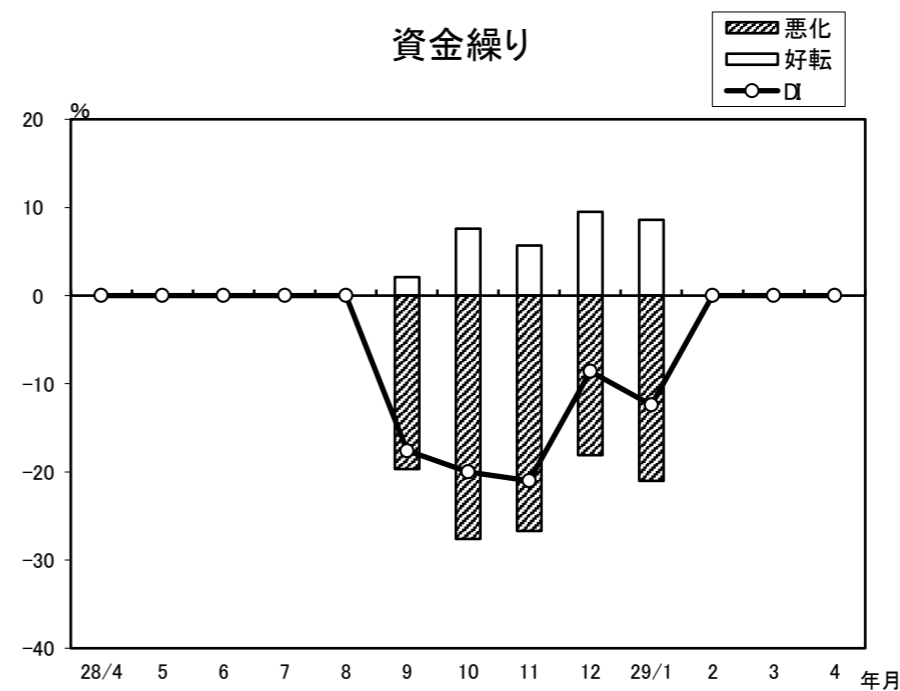


小規模事業者地域経済動向調査(2016年期)

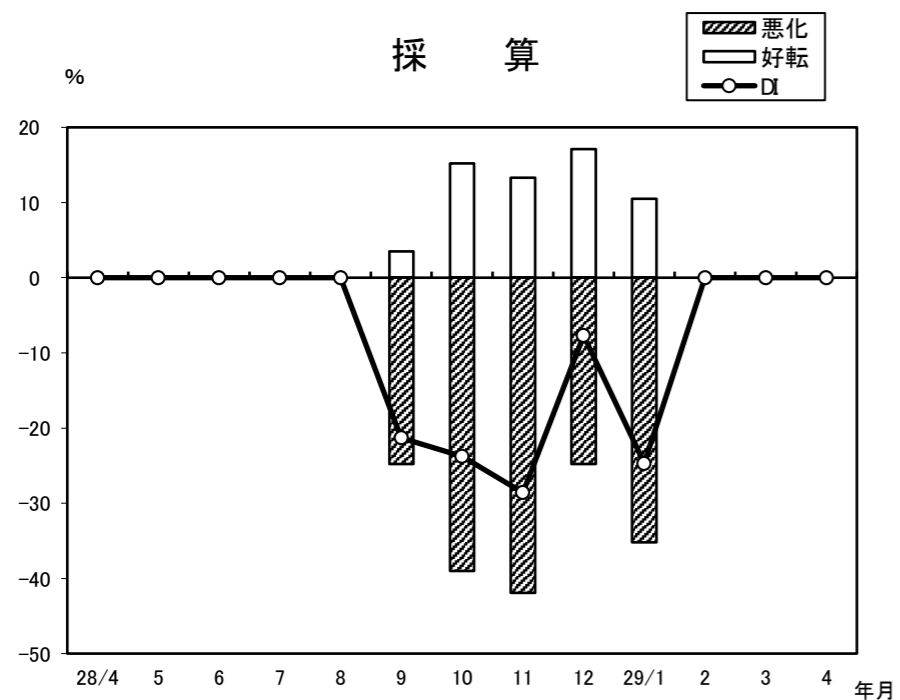
産業全体(前年同月比)



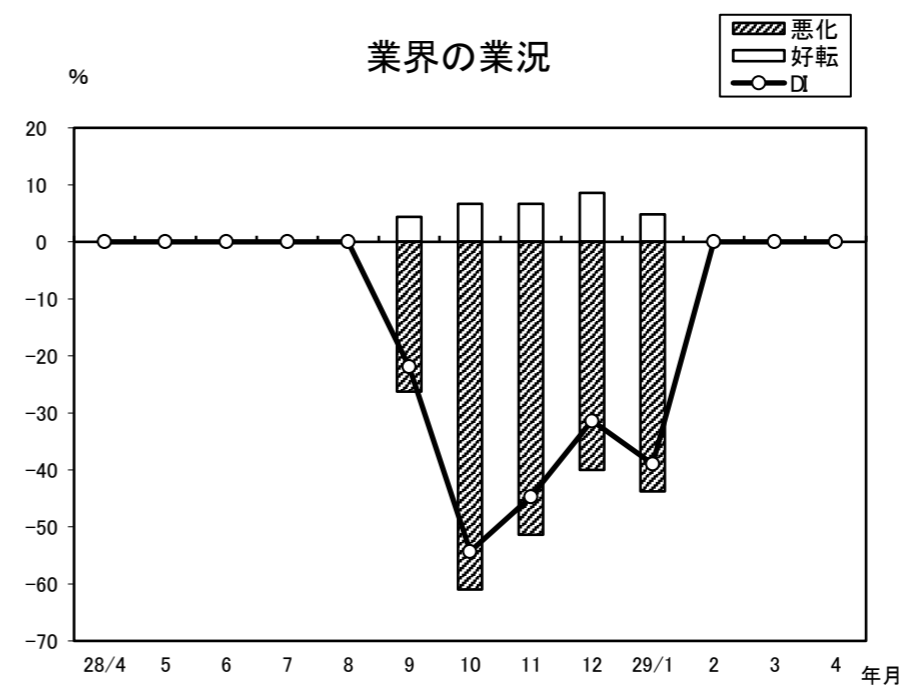
年/月	増加	減少	DI
28/4	0.0	0.0	0.0
5	0.0	0.0	0.0
6	0.0	0.0	0.0
7	0.0	0.0	0.0
8	0.0	0.0	0.0
9	8.6	-23.5	-14.9
10	37.1	-62.9	-25.7
11	35.2	-64.8	-29.6
12	31.4	-37.1	-5.7
29/1	18.1	-49.5	-31.4
2	0.0	0.0	0.0
3	0.0	0.0	0.0
4	0.0	0.0	0.0



年/月	好転	悪化	DI
28/4	0.0	0.0	0.0
5	0.0	0.0	0.0
6	0.0	0.0	0.0
7	0.0	0.0	0.0
8	0.0	0.0	0.0
9	2.1	-19.7	-17.6
10	7.6	-27.6	-20.0
11	5.7	-26.7	-21.0
12	9.5	-18.1	-8.6
29/1	8.6	-21.0	-12.4
2	0.0	0.0	0.0
3	0.0	0.0	0.0
4	0.0	0.0	0.0

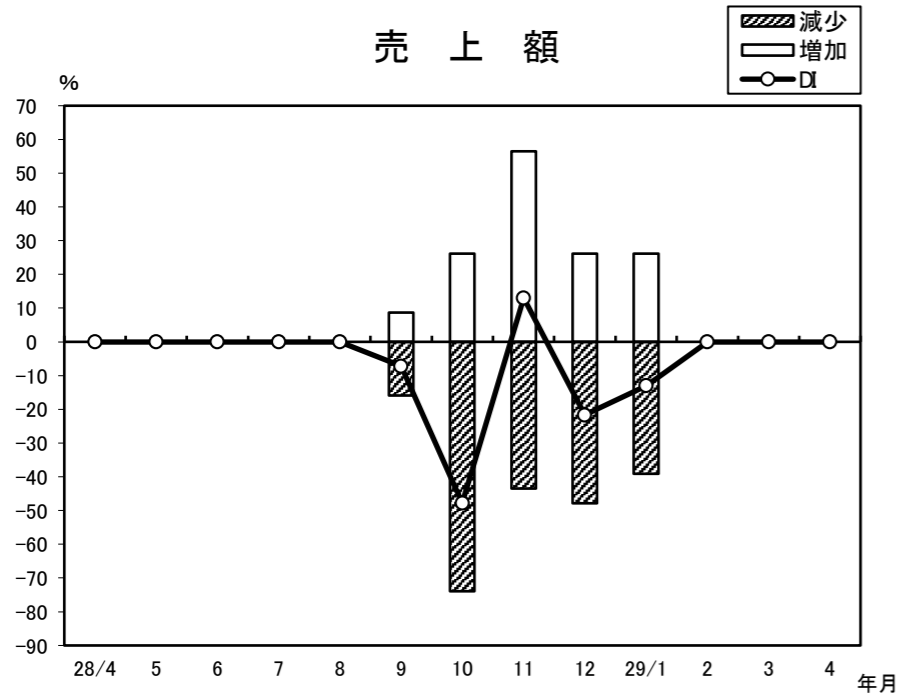


年/月	好転	悪化	DI
28/4	0.0	0.0	0.0
5	0.0	0.0	0.0
6	0.0	0.0	0.0
7	0.0	0.0	0.0
8	0.0	0.0	0.0
9	3.5	-24.8	-21.3
10	15.2	-39.0	-23.8
11	13.3	-41.9	-28.6
12	17.1	-24.8	-7.7
29/1	10.5	-35.2	-24.7
2	0.0	0.0	0.0
3	0.0	0.0	0.0
4	0.0	0.0	0.0

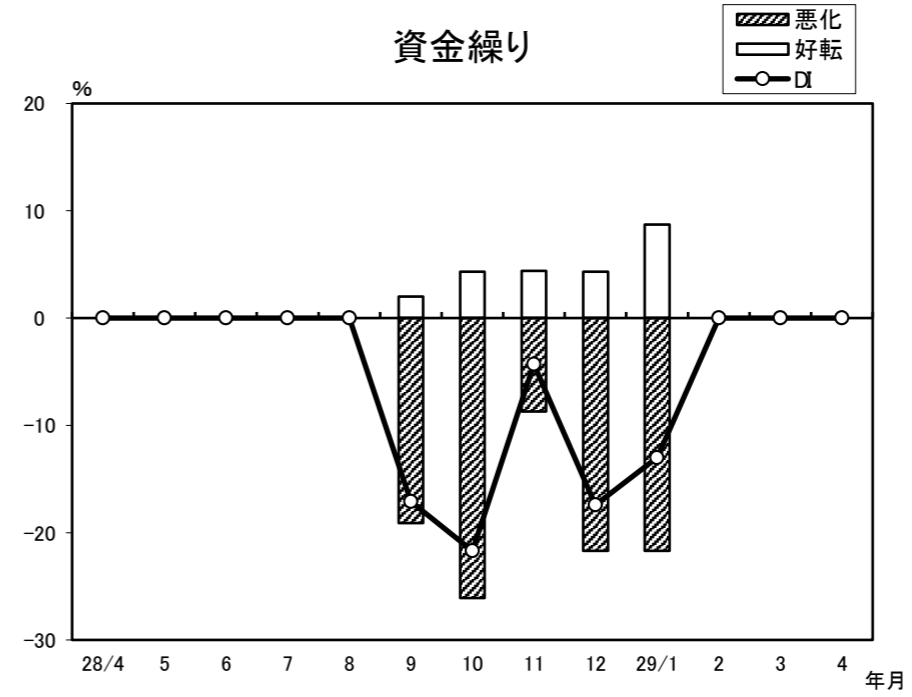


年/月	好転	悪化	DI
28/4	0.0	0.0	0.0
5	0.0	0.0	0.0
6	0.0	0.0	0.0
7	0.0	0.0	0.0
8	0.0	0.0	0.0
9	4.4	-26.3	-21.9
10	6.7	-61.0	-54.3
11	6.7	-51.4	-44.7
12	8.6	-40.0	-31.4
29/1	4.8	-43.8	-39.0
2	0.0	0.0	0.0
3	0.0	0.0	0.0
4	0.0	0.0	0.0

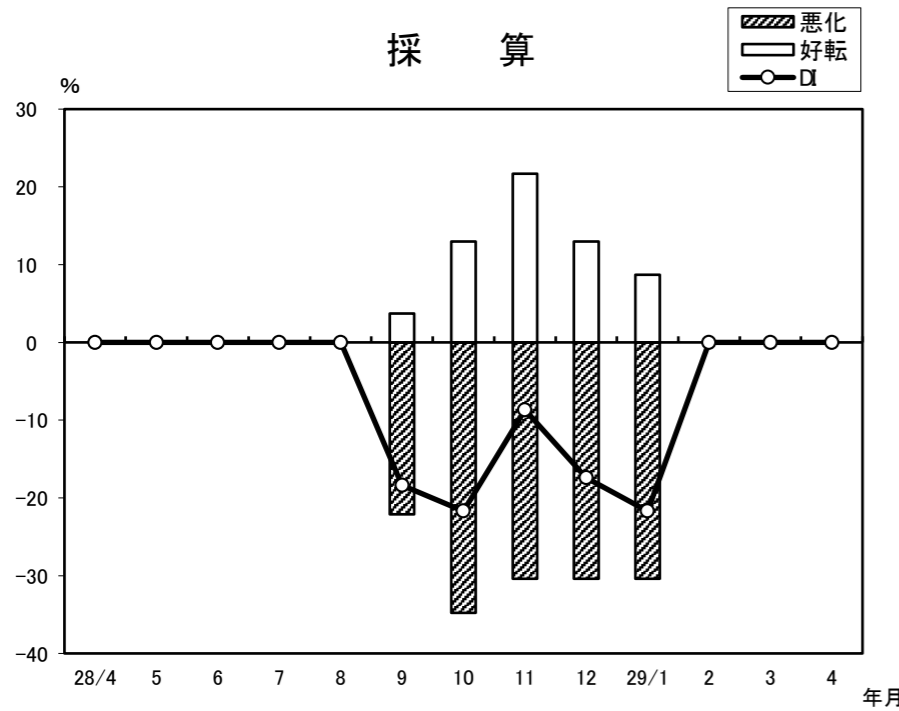
織物業(前年同月比)



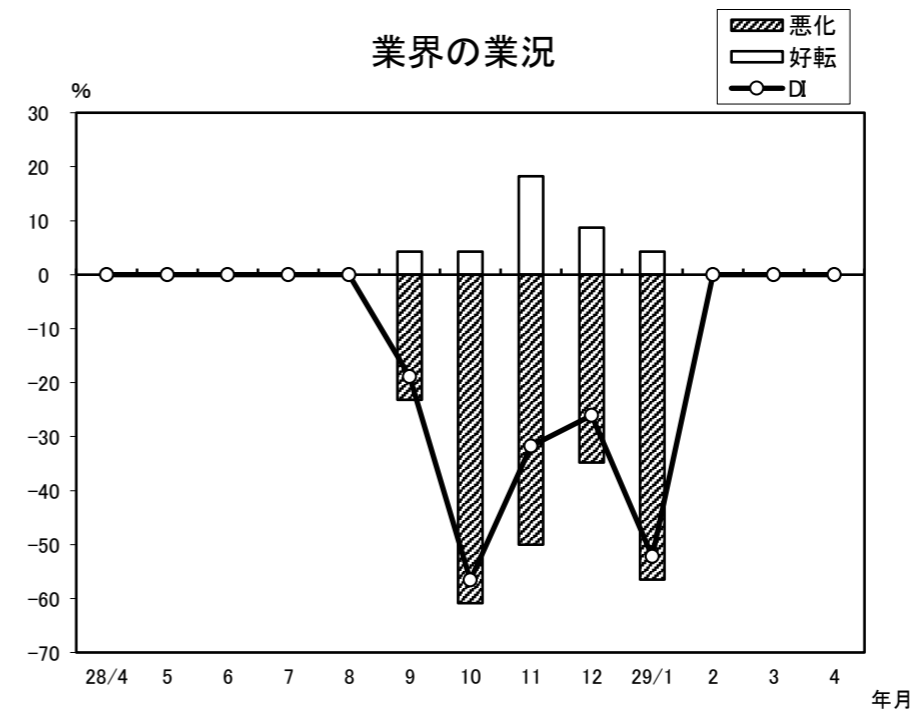
年/月	増加	減少	DI
28/4	0.0	0.0	0.0
5	0.0	0.0	0.0
6	0.0	0.0	0.0
7	0.0	0.0	0.0
8	0.0	0.0	0.0
9	8.7	-15.9	-7.2
10	26.1	-73.9	-47.8
11	56.5	-43.5	13.0
12	26.1	-47.8	-21.7
29/1	26.1	-39.1	-13.0
2	0.0	0.0	0.0
3	0.0	0.0	0.0
4	0.0	0.0	0.0



年/月	好転	悪化	DI
28/4	0.0	0.0	0.0
5	0.0	0.0	0.0
6	0.0	0.0	0.0
7	0.0	0.0	0.0
8	0.0	0.0	0.0
9	2.0	-19.1	-17.1
10	4.3	-26.1	-21.7
11	4.4	-8.7	-4.3
12	4.3	-21.7	-17.4
29/1	8.7	-21.7	-13.0
2	0.0	0.0	0.0
3	0.0	0.0	0.0
4	0.0	0.0	0.0

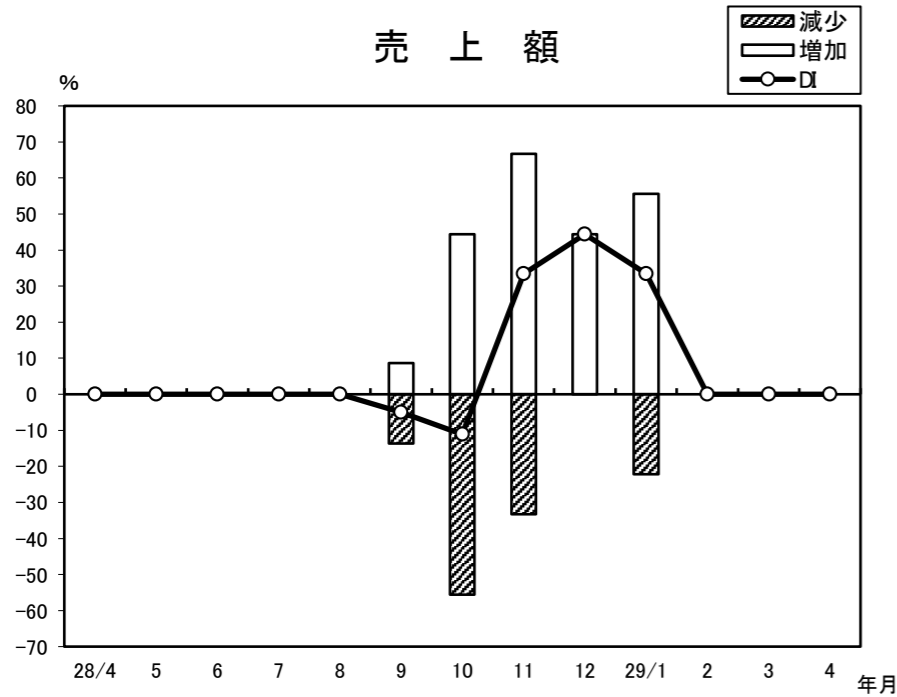


年/月	好転	悪化	DI
28/4	0.0	0.0	0.0
5	0.0	0.0	0.0
6	0.0	0.0	0.0
7	0.0	0.0	0.0
8	0.0	0.0	0.0
9	3.7	-22.1	-18.4
10	13.0	-34.8	-21.7
11	21.7	-30.4	-8.7
12	13.0	-30.4	-17.4
29/1	8.7	-30.4	-21.7
2	0.0	0.0	0.0
3	0.0	0.0	0.0
4	0.0	0.0	0.0

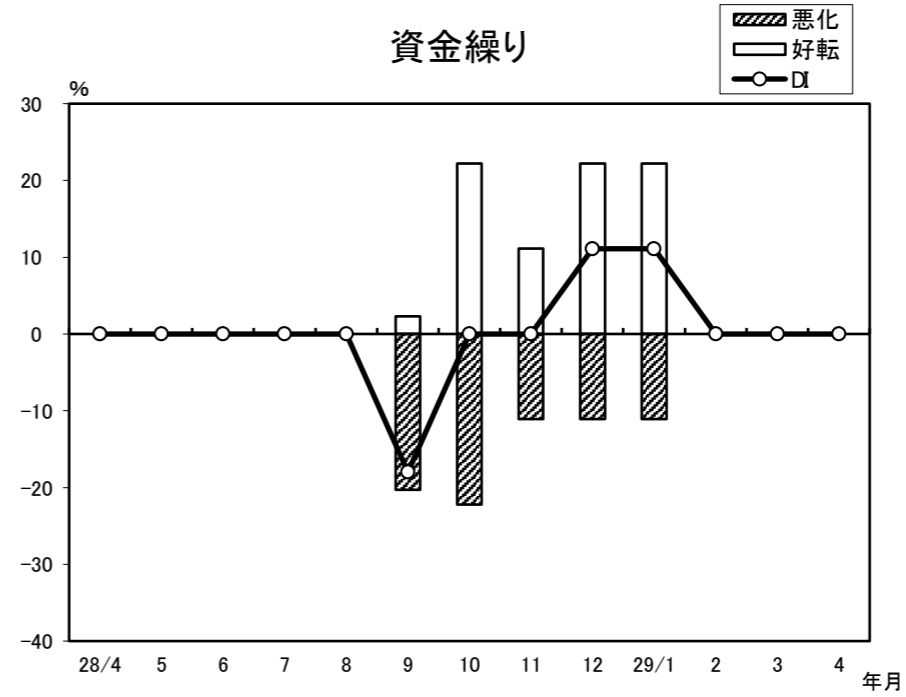


年/月	好転	悪化	DI
28/4	0.0	0.0	0.0
5	0.0	0.0	0.0
6	0.0	0.0	0.0
7	0.0	0.0	0.0
8	0.0	0.0	0.0
9	4.3	-23.2	-18.9
10	4.3	-60.9	-56.6
11	18.2	-50.0	-31.8
12	8.7	-34.8	-26.1
29/1	4.3	-56.5	-52.2
2	0.0	0.0	0.0
3	0.0	0.0	0.0
4	0.0	0.0	0.0

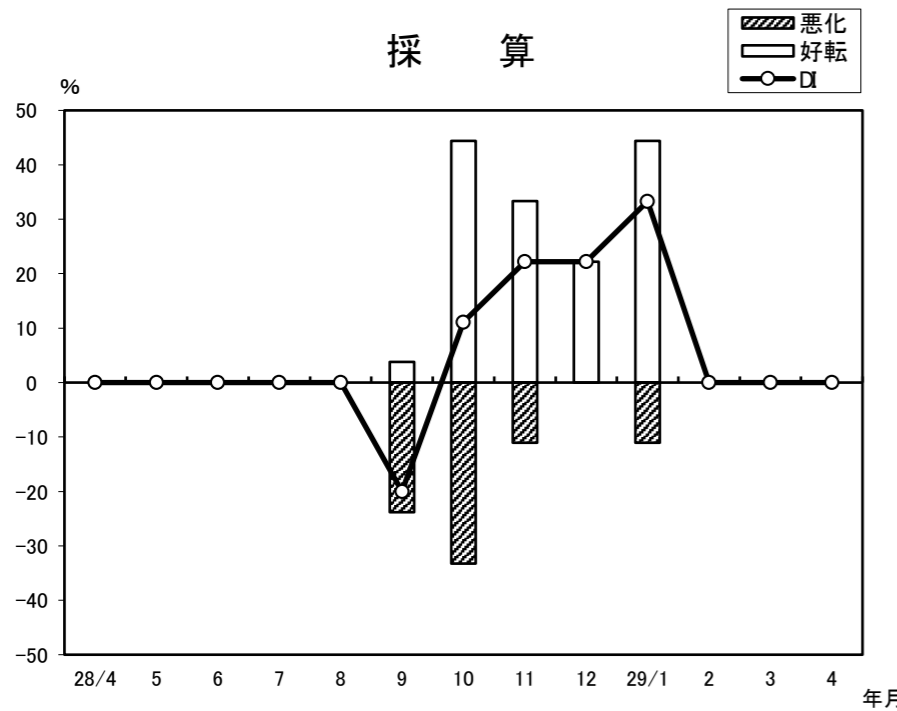
機械金属業（前年同月比）



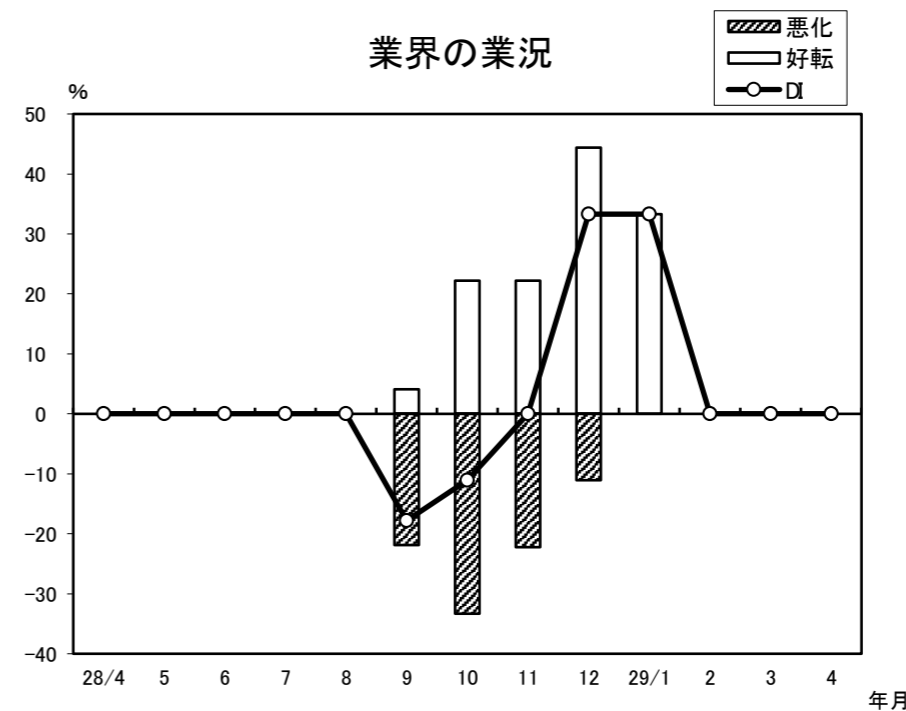
年/月	増加	減少	DI
28/4	0.0	0.0	0.0
5	0.0	0.0	0.0
6	0.0	0.0	0.0
7	0.0	0.0	0.0
8	0.0	0.0	0.0
9	8.6	-13.6	-5.0
10	44.4	-55.6	-11.1
11	66.7	-33.3	33.4
12	44.4	0.0	44.4
29/1	55.6	-22.2	33.4
2	0.0	0.0	0.0
3	0.0	0.0	0.0
4	0.0	0.0	0.0



年/月	好転	悪化	DI
28/4	0.0	0.0	0.0
5	0.0	0.0	0.0
6	0.0	0.0	0.0
7	0.0	0.0	0.0
8	0.0	0.0	0.0
9	2.3	-20.3	-18.0
10	22.2	-22.2	0.0
11	11.1	-11.1	0.0
12	22.2	-11.1	11.1
29/1	22.2	-11.1	11.1
2	0.0	0.0	0.0
3	0.0	0.0	0.0
4	0.0	0.0	0.0

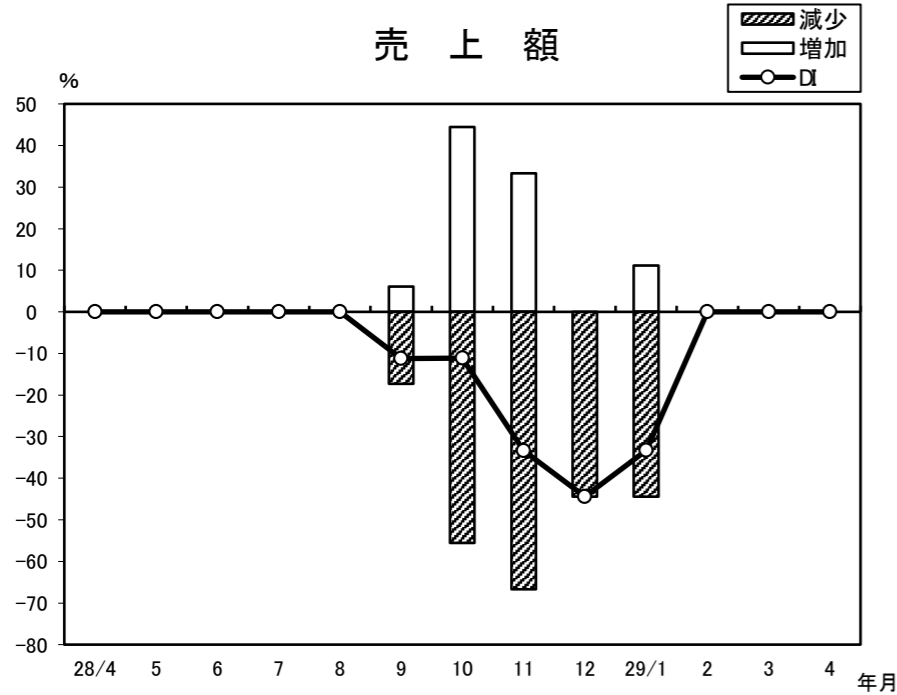


年/月	好転	悪化	DI
28/4	0.0	0.0	0.0
5	0.0	0.0	0.0
6	0.0	0.0	0.0
7	0.0	0.0	0.0
8	0.0	0.0	0.0
9	3.8	-23.8	-20.0
10	44.4	-33.3	11.1
11	33.3	-11.1	22.2
12	22.2	0.0	22.2
29/1	44.4	-11.1	33.3
2	0.0	0.0	0.0
3	0.0	0.0	0.0
4	0.0	0.0	0.0

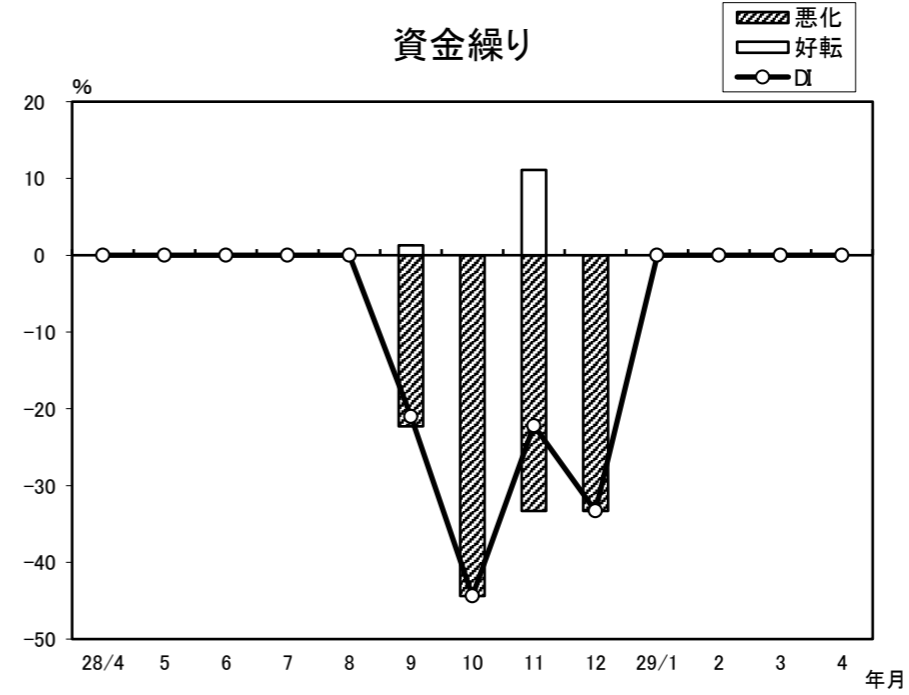


年/月	好転	悪化	DI
28/4	0.0	0.0	0.0
5	0.0	0.0	0.0
6	0.0	0.0	0.0
7	0.0	0.0	0.0
8	0.0	0.0	0.0
9	4.1	-21.9	-17.8
10	22.2	-33.3	-11.1
11	22.2	-22.2	0.0
12	44.4	-11.1	33.3
29/1	33.3	0.0	33.3
2	0.0	0.0	0.0
3	0.0	0.0	0.0
4	0.0	0.0	0.0

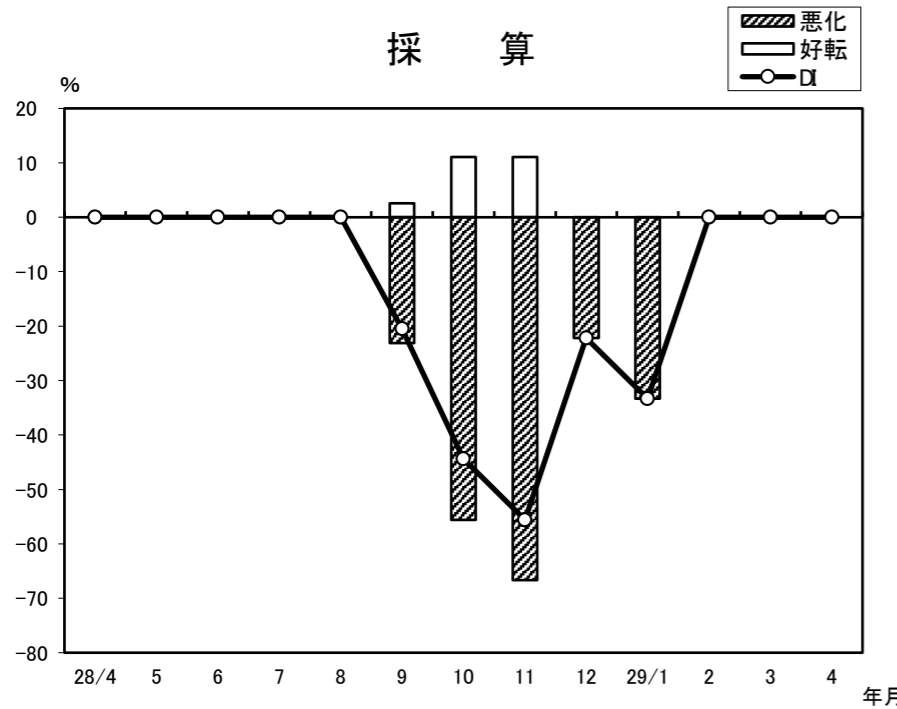
工業（食品製造）（前年同月比）



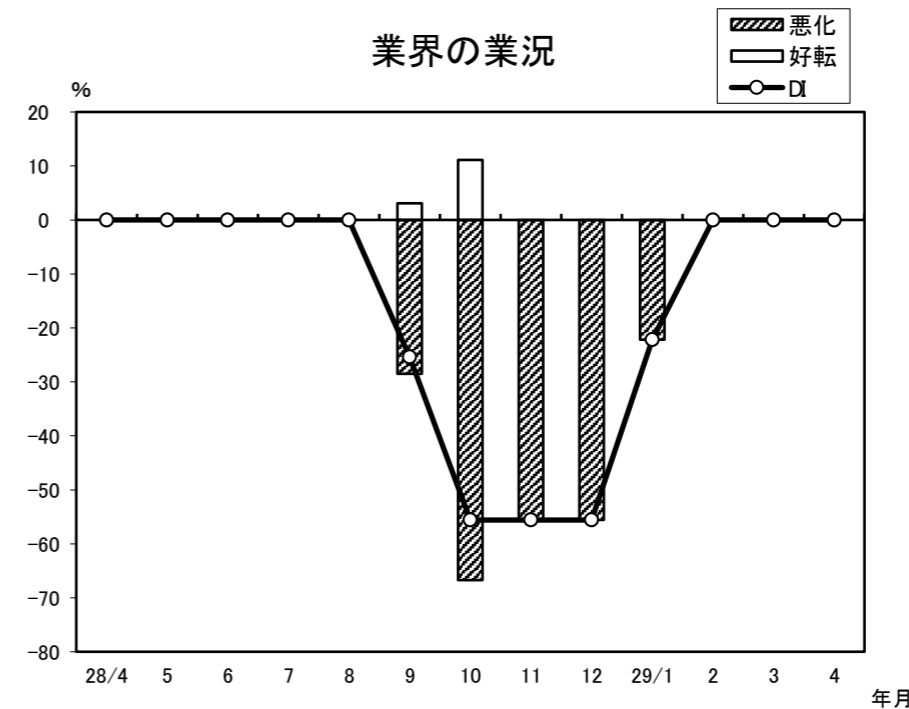
年/月	増加	減少	DI
28/4	0.0	0.0	0.0
5	0.0	0.0	0.0
6	0.0	0.0	0.0
7	0.0	0.0	0.0
8	0.0	0.0	0.0
9	6.1	-17.3	-11.2
10	44.4	-55.6	-11.1
11	33.3	-66.7	-33.4
12	0.0	-44.4	-44.4
29/1	11.1	-44.4	-33.3
2	0.0	0.0	0.0
3	0.0	0.0	0.0
4	0.0	0.0	0.0



年/月	好転	悪化	DI
28/4	0.0	0.0	0.0
5	0.0	0.0	0.0
6	0.0	0.0	0.0
7	0.0	0.0	0.0
8	0.0	0.0	0.0
9	1.3	-22.3	-21.0
10	0.0	-44.4	-44.4
11	11.1	-33.3	-22.2
12	0.0	-33.3	-33.3
29/1	0.0	0.0	0.0
2	0.0	0.0	0.0
3	0.0	0.0	0.0
4	0.0	0.0	0.0

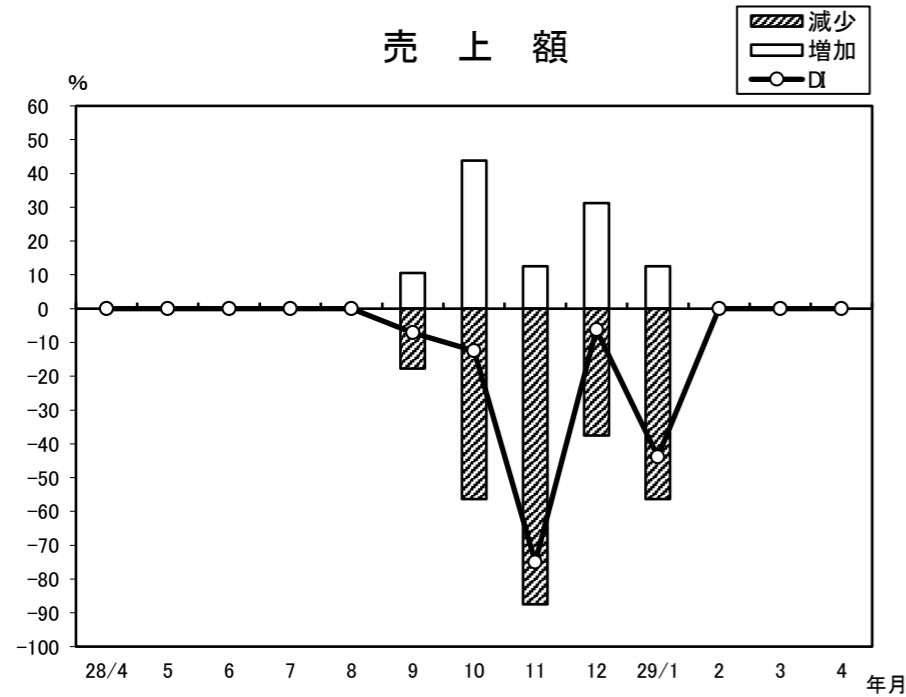


年/月	好転	悪化	DI
28/4	0.0	0.0	0.0
5	0.0	0.0	0.0
6	0.0	0.0	0.0
7	0.0	0.0	0.0
8	0.0	0.0	0.0
9	2.6	-23.1	-20.5
10	11.1	-55.6	-44.4
11	11.1	-66.7	-55.6
12	0.0	-22.2	-22.2
29/1	0.0	-33.3	-33.3
2	0.0	0.0	0.0
3	0.0	0.0	0.0
4	0.0	0.0	0.0

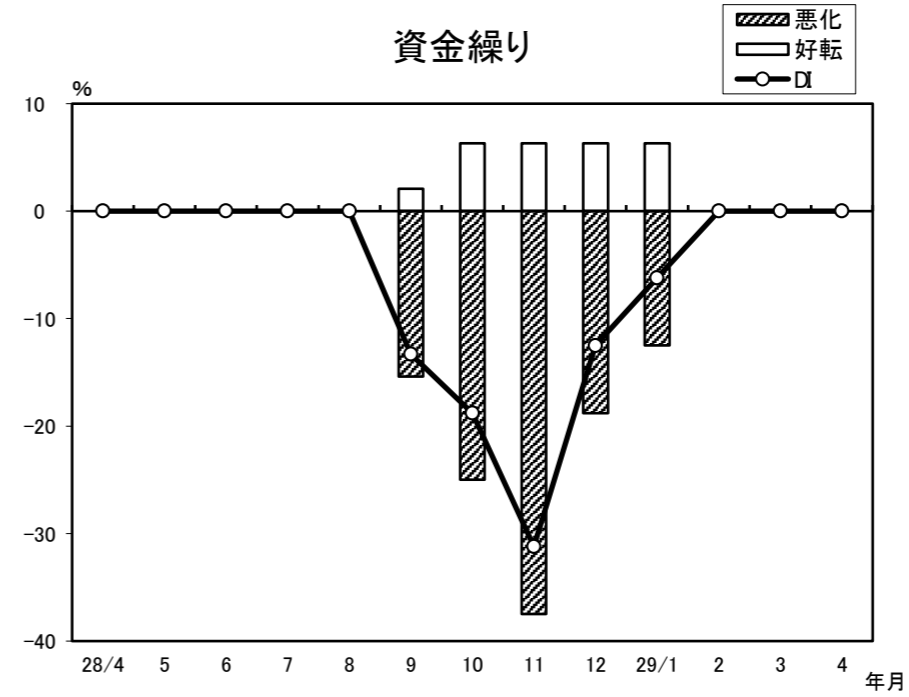


年/月	好転	悪化	DI
28/4	0.0	0.0	0.0
5	0.0	0.0	0.0
6	0.0	0.0	0.0
7	0.0	0.0	0.0
8	0.0	0.0	0.0
9	3.1	-28.5	-25.4
10	11.1	-66.7	-55.6
11	0.0	-55.6	-55.6
12	0.0	-55.6	-55.6
29/1	0.0	-22.2	-22.2
2	0.0	0.0	0.0
3	0.0	0.0	0.0
4	0.0	0.0	0.0

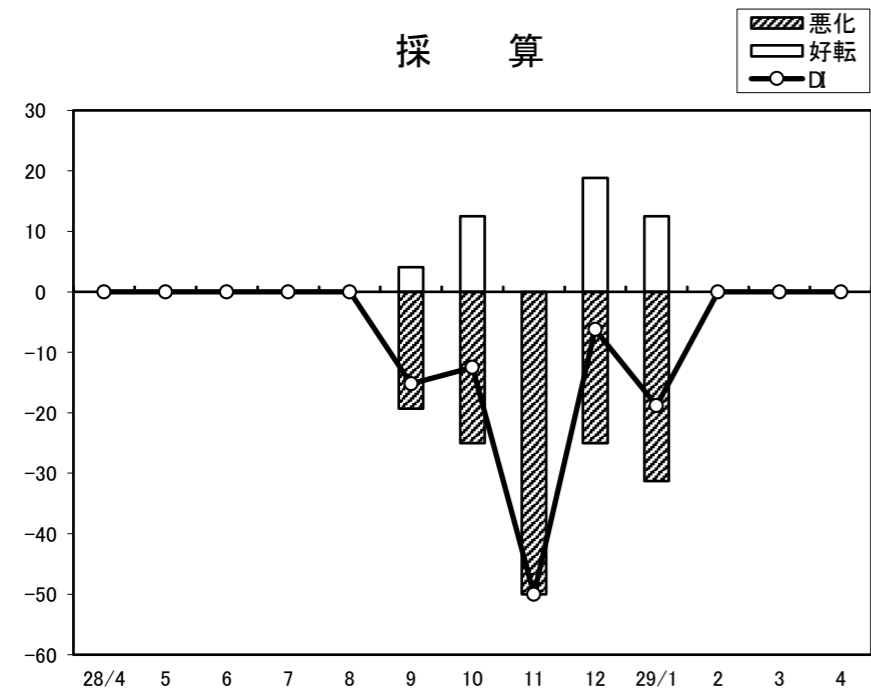
建設業（前年同月比）



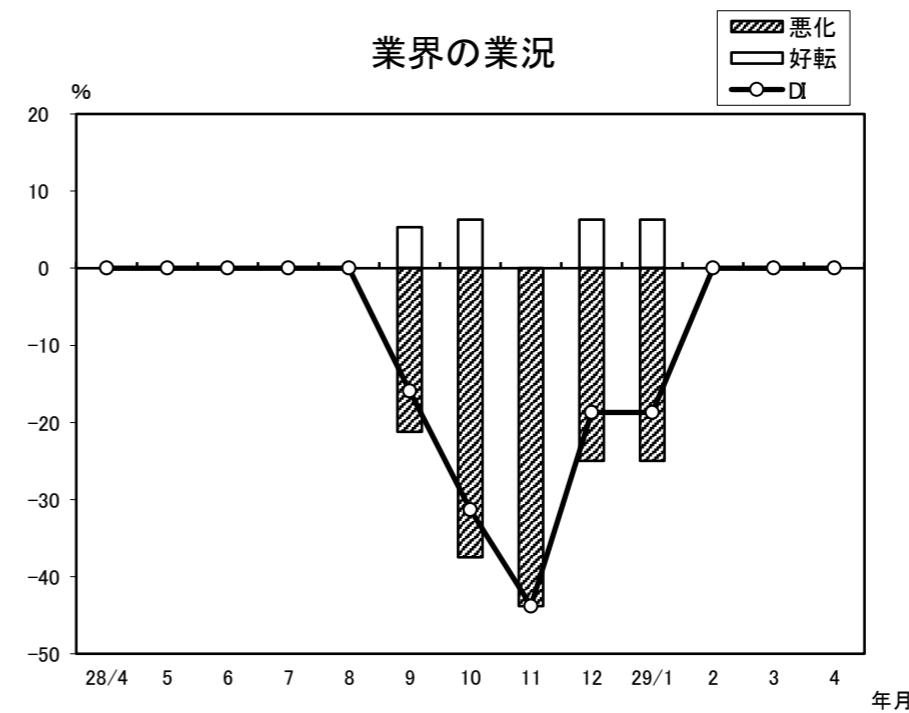
年/月	増加	減少	DI
28/4	0.0	0.0	0.0
5	0.0	0.0	0.0
6	0.0	0.0	0.0
7	0.0	0.0	0.0
8	0.0	0.0	0.0
9	10.6	-17.7	-7.1
10	43.8	-56.3	-12.5
11	12.5	-87.5	-75.0
12	31.3	-37.5	-6.2
29/1	12.5	-56.3	-43.8
2	0.0	0.0	0.0
3	0.0	0.0	0.0
4	0.0	0.0	0.0



年/月	好転	悪化	DI
28/4	0.0	0.0	0.0
5	0.0	0.0	0.0
6	0.0	0.0	0.0
7	0.0	0.0	0.0
8	0.0	0.0	0.0
9	2.1	-15.4	-13.3
10	6.3	-25.0	-18.8
11	6.3	-37.5	-31.2
12	6.3	-18.8	-12.5
29/1	6.3	-12.5	-6.2
2	0.0	0.0	0.0
3	0.0	0.0	0.0
4	0.0	0.0	0.0



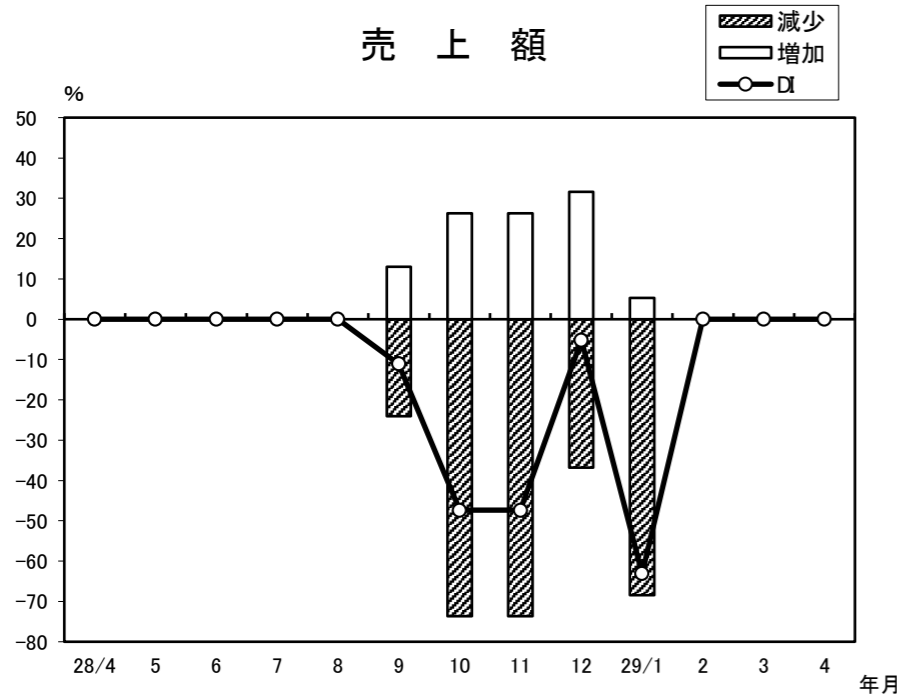
年/月	好転	悪化	DI
28/4	0.0	0.0	0.0
5	0.0	0.0	0.0
6	0.0	0.0	0.0
7	0.0	0.0	0.0
8	0.0	0.0	0.0
9	4.1	-19.3	-15.2
10	12.5	-25.0	-12.5
11	0.0	-50.0	-50.0
12	18.8	-25.0	-6.2
29/1	12.5	-31.3	-18.8
2	0.0	0.0	0.0
3	0.0	0.0	0.0
4	0.0	0.0	0.0



年/月	好転	悪化	DI
28/4	0.0	0.0	0.0
5	0.0	0.0	0.0
6	0.0	0.0	0.0
7	0.0	0.0	0.0
8	0.0	0.0	0.0
9	5.3	-21.2	-15.9
10	6.3	-37.5	-31.3
11	0.0	-43.8	-43.8
12	6.3	-25.0	-18.7
29/1	6.3	-25.0	-18.7
2	0.0	0.0	0.0
3	0.0	0.0	0.0
4	0.0	0.0	0.0

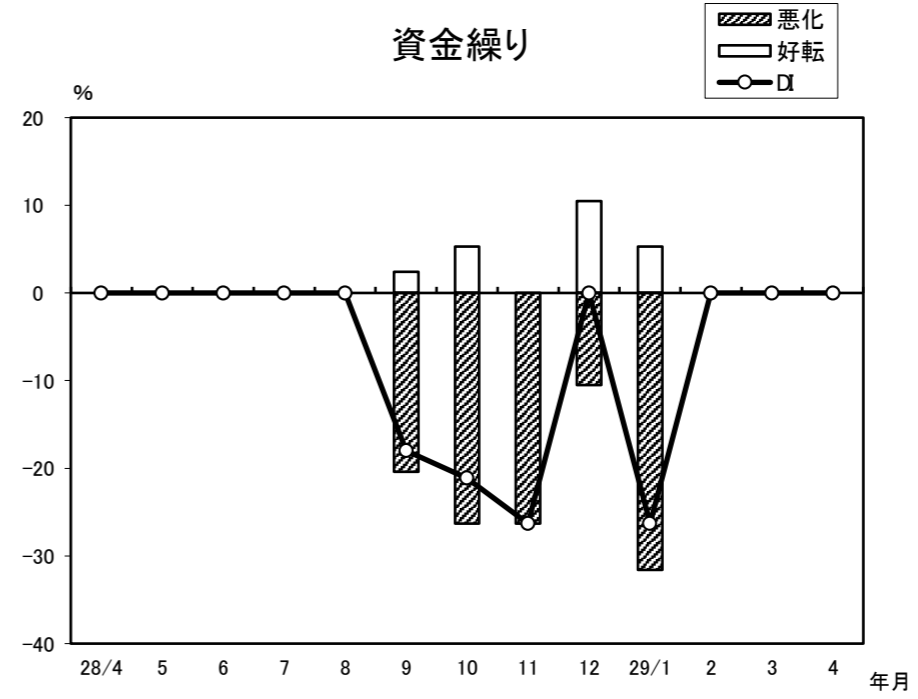
商 業(前年同月比)

売 上 額



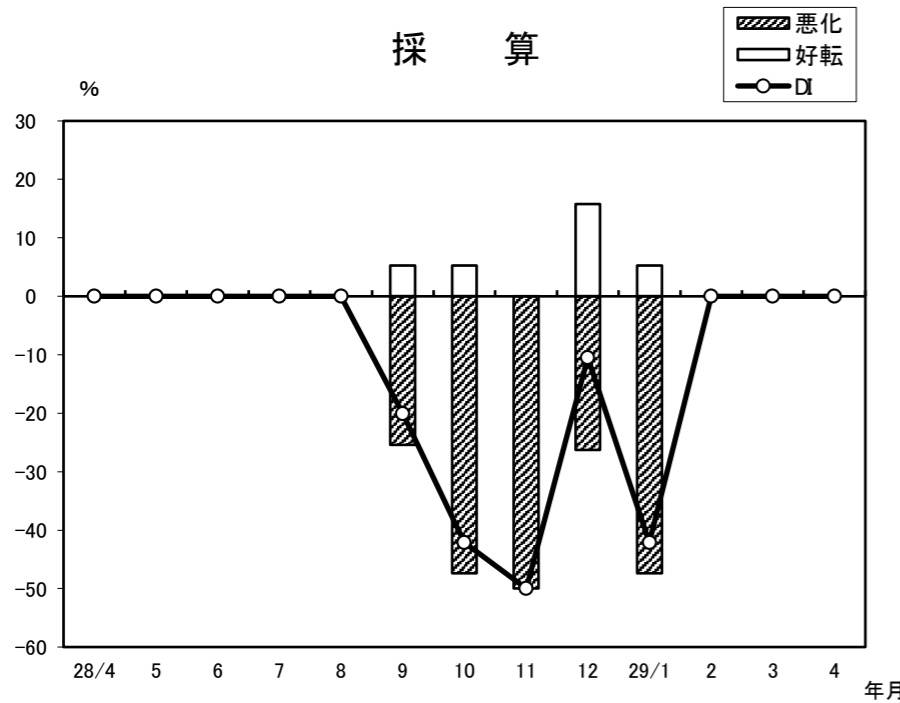
年/月	増加	減少	DI
28/4	0.0	0.0	0.0
5	0.0	0.0	0.0
6	0.0	0.0	0.0
7	0.0	0.0	0.0
8	0.0	0.0	0.0
9	13.0	-24.1	-11.1
10	26.3	-73.7	-47.4
11	26.3	-73.7	-47.4
12	31.6	-36.8	-5.2
29/1	5.3	-68.4	-63.1
2	0.0	0.0	0.0
3	0.0	0.0	0.0
4	0.0	0.0	0.0

資 金 繰 り



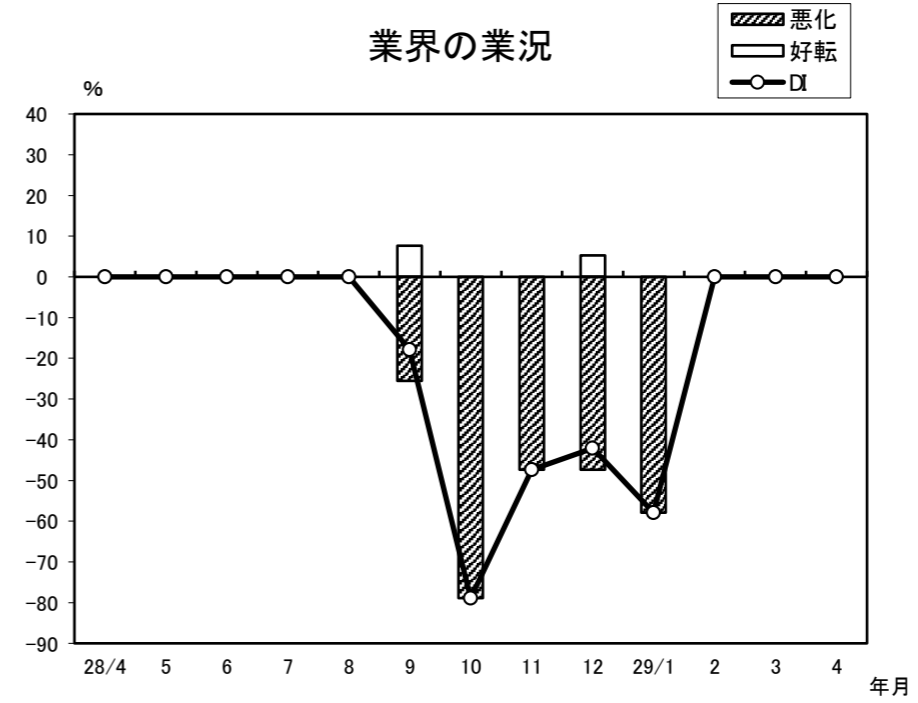
年/月	好転	悪化	DI
28/4	0.0	0.0	0.0
5	0.0	0.0	0.0
6	0.0	0.0	0.0
7	0.0	0.0	0.0
8	0.0	0.0	0.0
9	2.4	-20.4	-18.0
10	5.3	-26.3	-21.1
11	0.0	-26.3	-26.3
12	10.5	-10.5	0.0
29/1	5.3	-31.6	-26.3
2	0.0	0.0	0.0
3	0.0	0.0	0.0
4	0.0	0.0	0.0

採 算



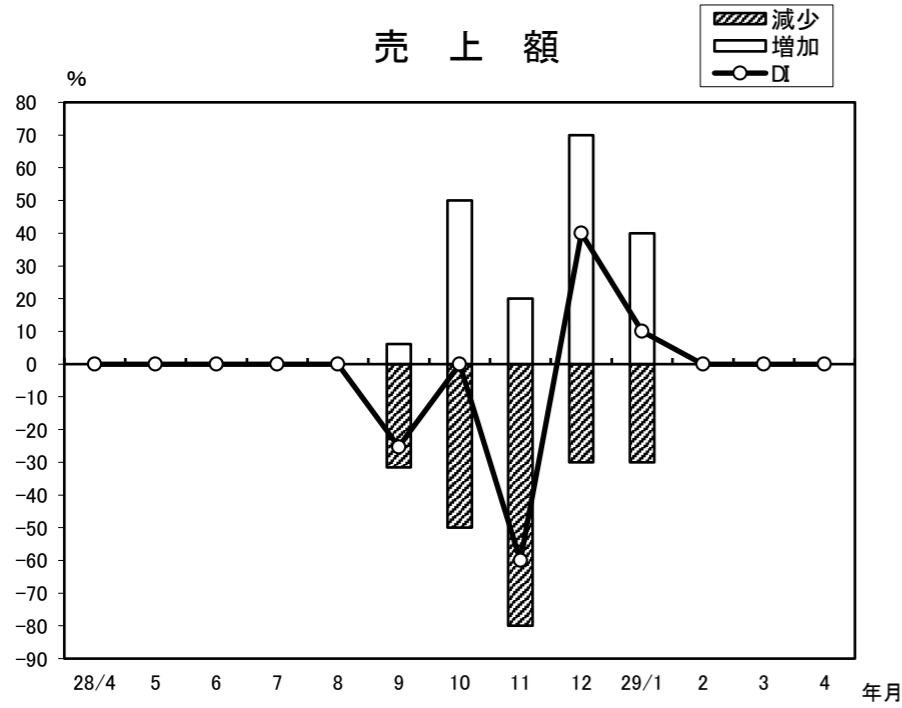
年/月	好転	悪化	DI
28/4	0.0	0.0	0.0
5	0.0	0.0	0.0
6	0.0	0.0	0.0
7	0.0	0.0	0.0
8	0.0	0.0	0.0
9	5.3	-25.4	-20.1
10	5.3	-47.4	-42.1
11	0.0	-50.0	-50.0
12	15.8	-26.3	-10.5
29/1	5.3	-47.4	-42.1
2	0.0	0.0	0.0
3	0.0	0.0	0.0
4	0.0	0.0	0.0

業 界 の 業 況

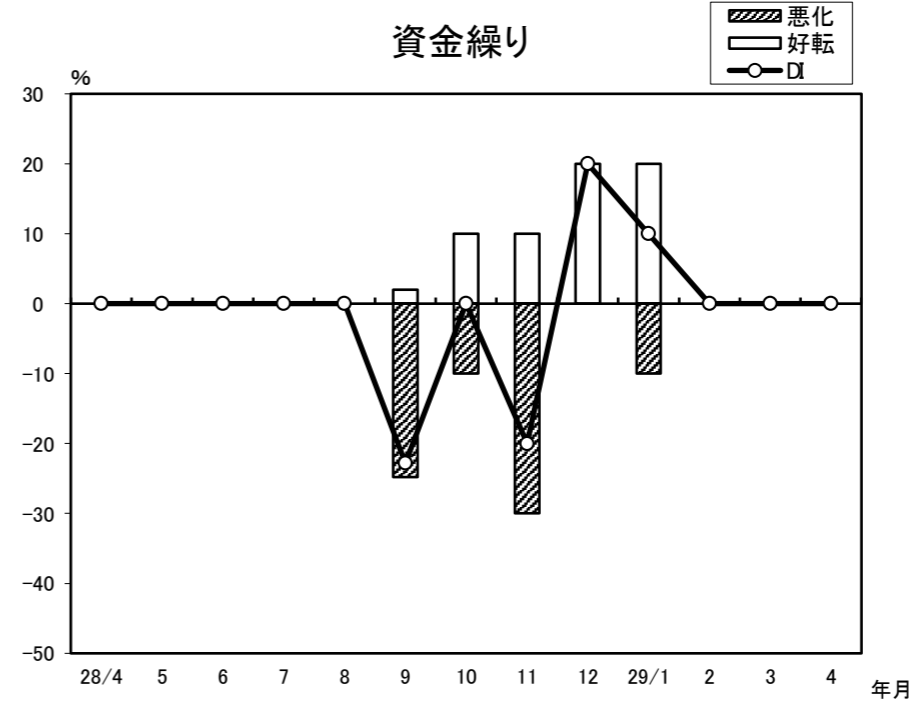


年/月	好転	悪化	DI
28/4	0.0	0.0	0.0
5	0.0	0.0	0.0
6	0.0	0.0	0.0
7	0.0	0.0	0.0
8	0.0	0.0	0.0
9	7.6	-25.5	-17.9
10	0.0	-78.9	-78.9
11	0.0	-47.4	-47.4
12	5.3	-47.4	-42.1
29/1	0.0	-57.9	-57.9
2	0.0	0.0	0.0
3	0.0	0.0	0.0
4	0.0	0.0	0.0

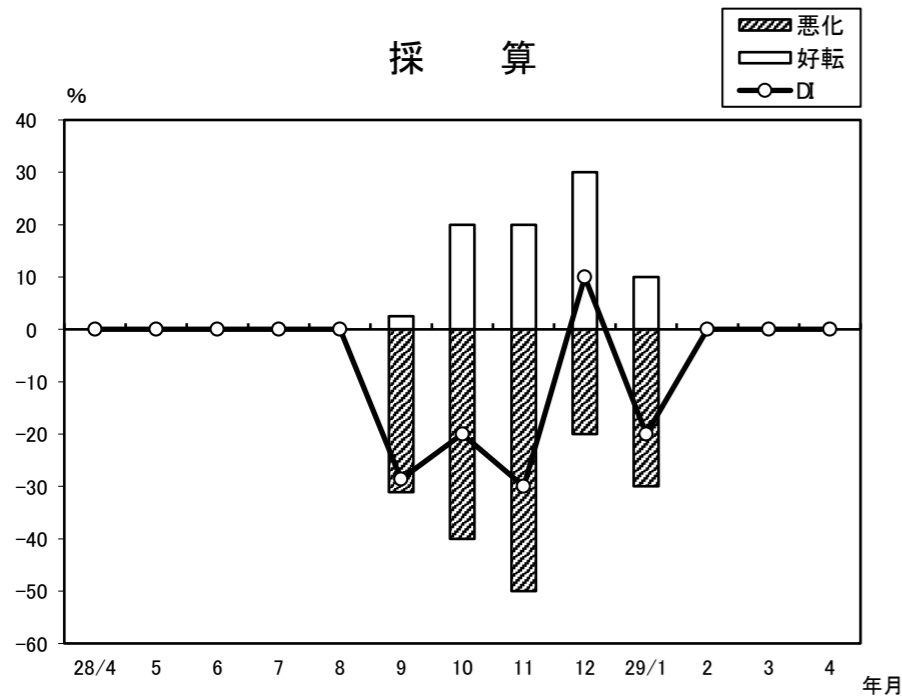
観光業(前年同月比)



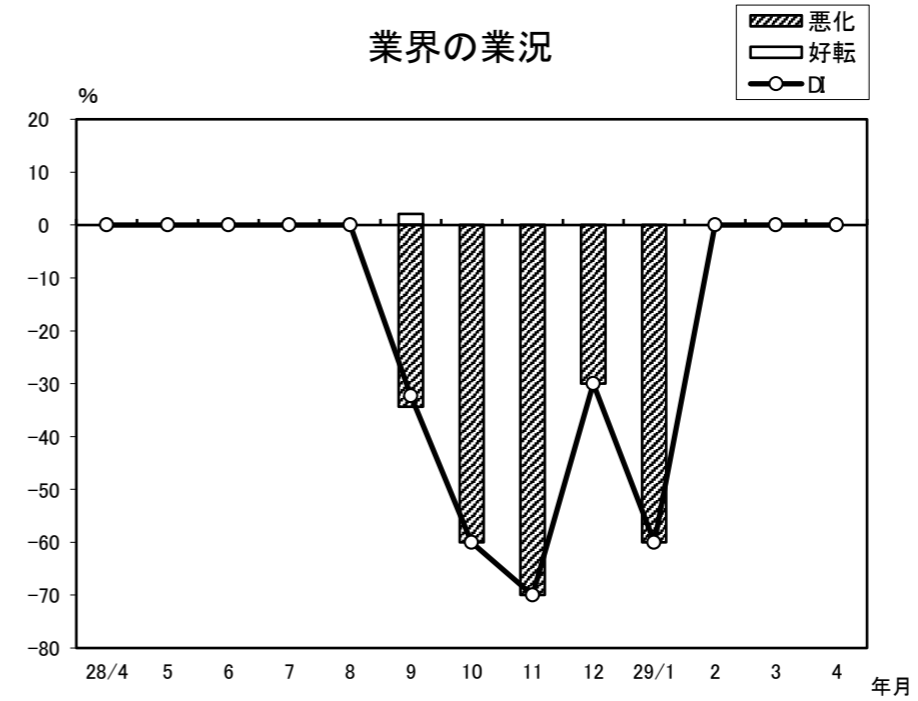
年/月	増加	減少	DI
28/4	0.0	0.0	0.0
5	0.0	0.0	0.0
6	0.0	0.0	0.0
7	0.0	0.0	0.0
8	0.0	0.0	0.0
9	6.2	-31.5	-25.3
10	50.0	-50.0	0.0
11	20.0	-80.0	-60.0
12	70.0	-30.0	40.0
29/1	40.0	-30.0	10.0
2	0.0	0.0	0.0
3	0.0	0.0	0.0
4	0.0	0.0	0.0



年/月	好転	悪化	DI
28/4	0.0	0.0	0.0
5	0.0	0.0	0.0
6	0.0	0.0	0.0
7	0.0	0.0	0.0
8	0.0	0.0	0.0
9	2.0	-24.8	-22.8
10	10.0	-10.0	0.0
11	10.0	-30.0	-20.0
12	20.0	0.0	20.0
29/1	20.0	-10.0	10.0
2	0.0	0.0	0.0
3	0.0	0.0	0.0
4	0.0	0.0	0.0

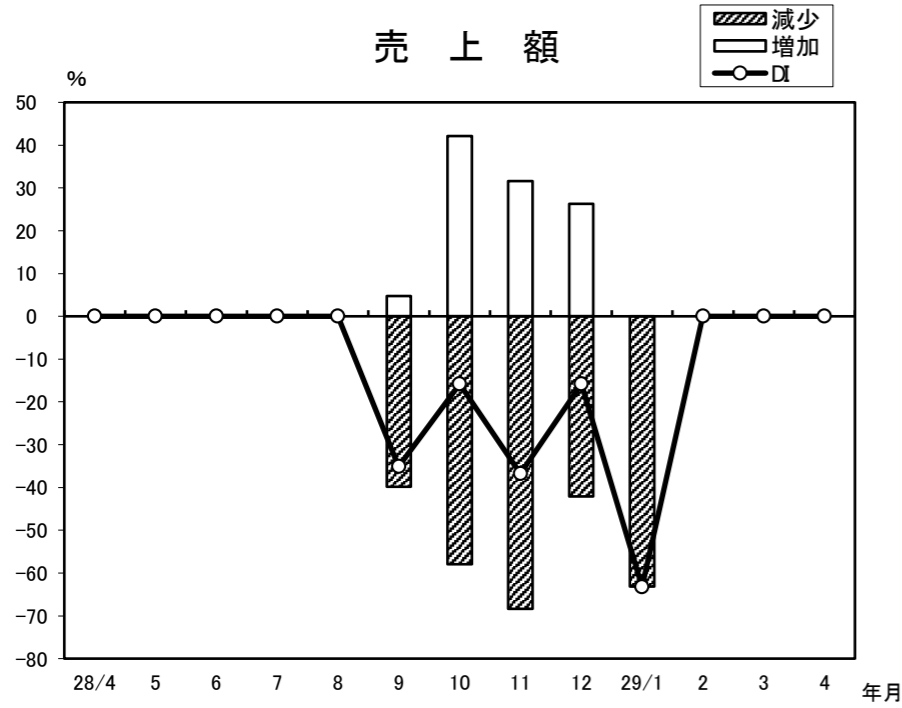


年/月	好転	悪化	DI
28/4	0.0	0.0	0.0
5	0.0	0.0	0.0
6	0.0	0.0	0.0
7	0.0	0.0	0.0
8	0.0	0.0	0.0
9	2.5	-31.1	-28.6
10	20.0	-40.0	-20.0
11	20.0	-50.0	-30.0
12	30.0	-20.0	10.0
29/1	10.0	-30.0	-20.0
2	0.0	0.0	0.0
3	0.0	0.0	0.0
4	0.0	0.0	0.0

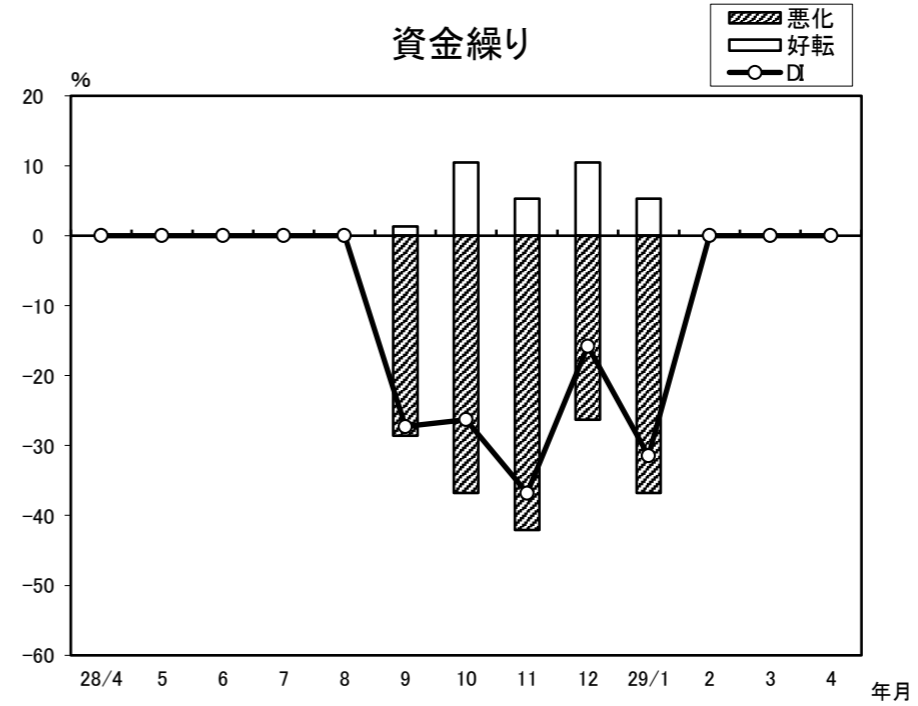


年/月	好転	悪化	DI
28/4	0.0	0.0	0.0
5	0.0	0.0	0.0
6	0.0	0.0	0.0
7	0.0	0.0	0.0
8	0.0	0.0	0.0
9	2.1	-34.4	-32.3
10	0.0	-60.0	-60.0
11	0.0	-70.0	-70.0
12	0.0	-30.0	-30.0
29/1	0.0	-60.0	-60.0
2	0.0	0.0	0.0
3	0.0	0.0	0.0
4	0.0	0.0	0.0

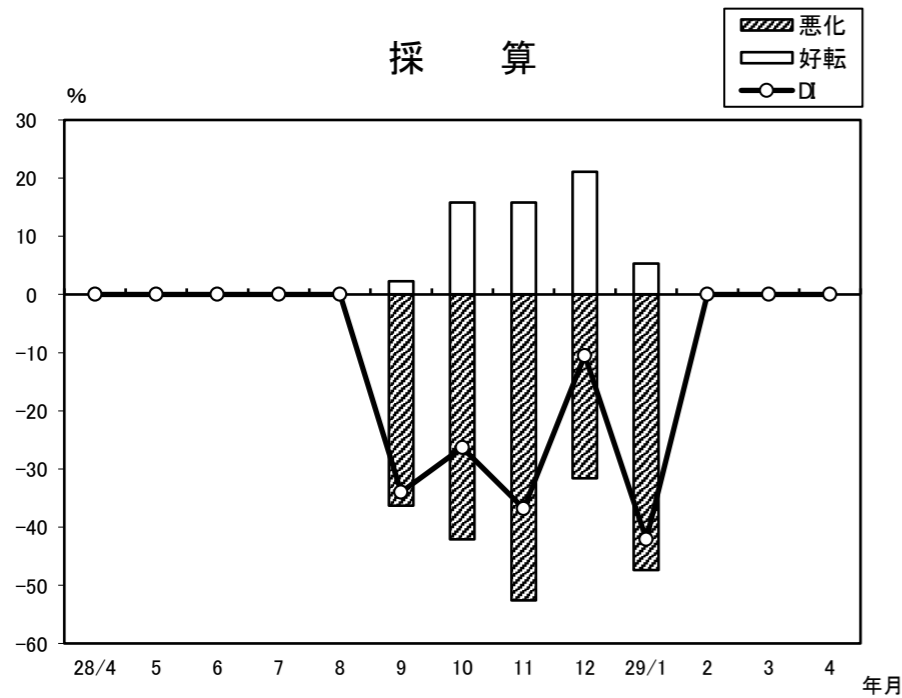
サービス業（前年同月比）



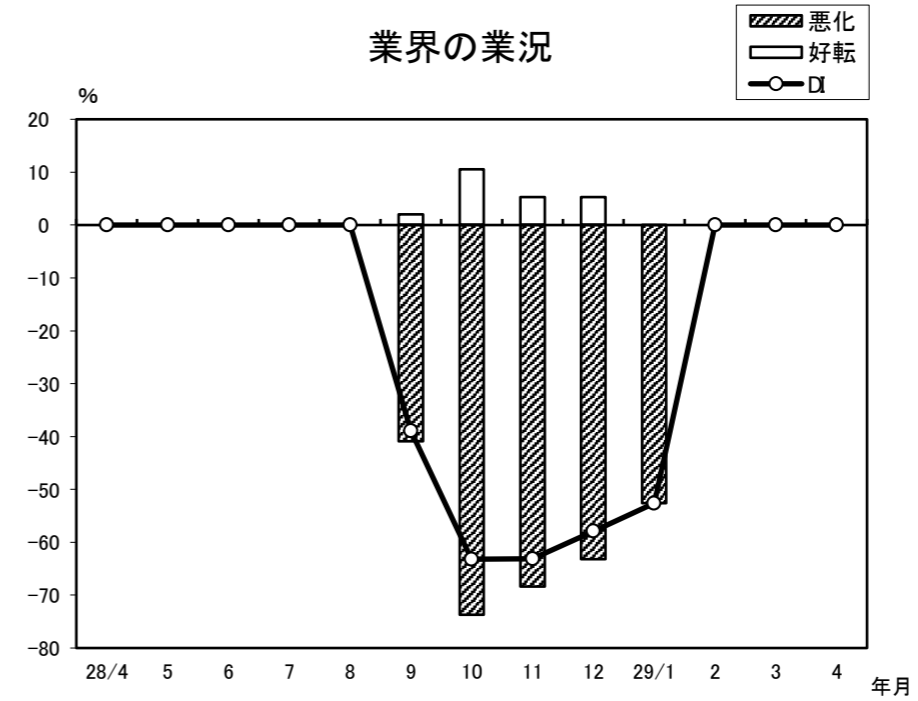
年/月	増加	減少	DI
28/4	0.0	0.0	0.0
5	0.0	0.0	0.0
6	0.0	0.0	0.0
7	0.0	0.0	0.0
8	0.0	0.0	0.0
9	4.7	-39.8	-35.1
10	42.1	-57.9	-15.8
11	31.6	-68.4	-36.8
12	26.3	-42.1	-15.8
29/1	0.0	-63.2	-63.2
2	0.0	0.0	0.0
3	0.0	0.0	0.0
4	0.0	0.0	0.0



年/月	好転	悪化	DI
28/4	0.0	0.0	0.0
5	0.0	0.0	0.0
6	0.0	0.0	0.0
7	0.0	0.0	0.0
8	0.0	0.0	0.0
9	1.3	-28.6	-27.3
10	10.5	-36.8	-26.3
11	5.3	-42.1	-36.8
12	10.5	-26.3	-15.8
29/1	5.3	-36.8	-31.5
2	0.0	0.0	0.0
3	0.0	0.0	0.0
4	0.0	0.0	0.0



年/月	好転	悪化	DI
28/4	0.0	0.0	0.0
5	0.0	0.0	0.0
6	0.0	0.0	0.0
7	0.0	0.0	0.0
8	0.0	0.0	0.0
9	2.3	-36.3	-34.0
10	15.8	-42.1	-26.3
11	15.8	-52.6	-36.8
12	21.1	-31.6	-10.5
29/1	5.3	-47.4	-42.1
2	0.0	0.0	0.0
3	0.0	0.0	0.0
4	0.0	0.0	0.0



年/月	好転	悪化	DI
28/4	0.0	0.0	0.0
5	0.0	0.0	0.0
6	0.0	0.0	0.0
7	0.0	0.0	0.0
8	0.0	0.0	0.0
9	2.0	-40.9	-38.9
10	10.5	-73.7	-63.2
11	5.3	-68.4	-63.1
12	5.3	-63.2	-57.9
29/1	0.0	-52.6	-52.6
2	0.0	0.0	0.0
3	0.0	0.0	0.0
4	0.0	0.0	0.0